



Pictured above: The new 24" Carrera Fyre Spheres with G23 Burner System (see page 5).

TABLE OF CONTENTS

DESCRIPTION	PAGE
G19A, ODG15 and G8E Series Vent-Free Burner Systems	3
G9 and G10 Series Vent-Free Burner Systems	4
G18 and G23 Series Vent-Free Burner Systems	5
G21 Series Vent-Free Burner System and Glass Media	6
Accessories and Replacement Parts	7
Individual Vent-Free Replacement Gas Logs	8


RHSPETERSON CO.

14724 Proctor Avenue • City of Industry, CA 91746 • Website: www.rhspeterson.com • (626) 369-5085 • Fax (626)369-5979

SUPERSEDES ALL OTHER PRICE LISTS • PRICES SUBJECT TO CHANGE WITHOUT NOTICE • ALL PRICES FOB FACTORY, TERMS: NET 30 DAYS


To Use This Price Sheet:		Purchase Info. Key	
1. Select Burner System	2. Select Log Style Design or Contemporary Media (G21 & G23)	• For all model numbers: ** = Insert size	• Price: \$
3. Select Log Size	4. Select Controls & Accessories	• Weight: #	

New Products for 2025



G23 Fyre Spheres Burner System (Pg. 3)

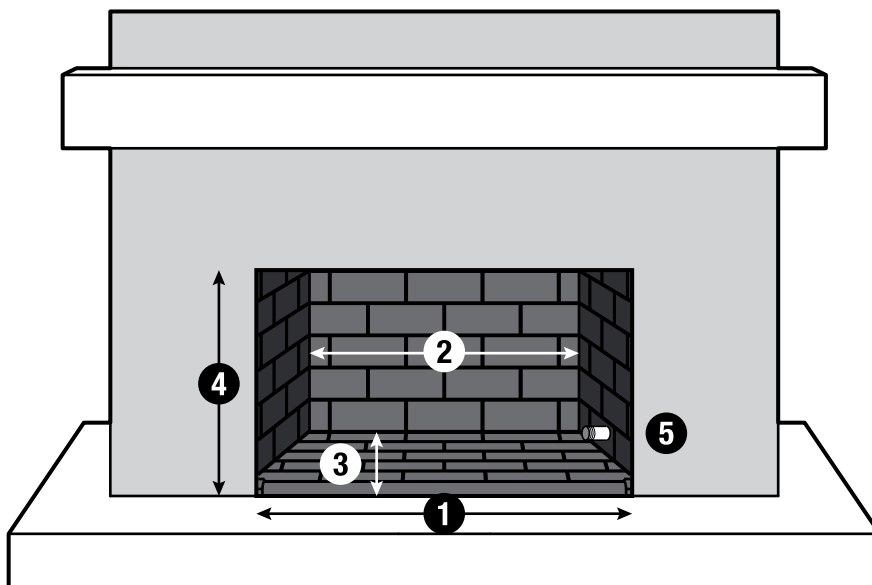
Designed to showcase the modern look of Fyre Spheres in a vent-free setting, the new G23 burner system comes in popular 18” and 24” sizes with a choice of ODS equipped and ANSI certified millivolt or electronic remote control. The 4” diameter model US4 Carrera Marble, Epic Black and Graystone spheres are designed specially for pinned placement on the burner pan. Choose natural gas or propane models.



ODG15 Outdoor Only Burner System (Pg. 5)

The new ODG15 is the first Real Fyre ventless burner system designed for outdoor installation only. Certified to the ANSI Z21.97/CSA 2.41 outdoor decorative gas appliance standard, the ODG15 is offered in 24/30” size with remote operated electronic controls (-O2 or -2VT) and your choice of Foothill Oak or Foothill Split Oak log sets. The burner pan is constructed of stainless steel and comes in either natural gas or propane versions.

Measuring your fireplace for a Real Fyre Vent-Free gas log set.




- 1 Front width (in inches)
- 2 Back width (in inches)
- 3 Depth (in inches)
- 4 Height (in inches)
- 5 Gas stub location
 - How far does the gas stub extend into the firebox?
 - What is the distance from the gas stub to the firebox floor?

For special sizing requirements exclusive to each burner system, refer to its particular Owner’s Manual.

G19A Series Burner Systems

- **G19A Series Vent-Free Gas Logs sets are ANSI Certified and include:** Uniquely Designed Vent-Free Gas Logs • Certified Vent Free Burner with pre-assembled Remote Control Valve & ODS Safety System • Custom Grate • Connector Kit • Glowing Embers • Lava Granules. *Remote Systems include basic Transmitter and Receiver.
- Shipped for use w/ Natural Gas - specify if for Propane Gas by adding a "P" to the model number (e.g. G19A-24/30-15P).


G19A Burner System

 <p>G19A-24/30-15</p>	DESCRIPTION / WT.	CONTROL	MODEL #	18"/20"	24"/30"
	G19A Burner System	Variable Remote*	G19A-**-15	\$1,539	\$1,619
	Weight: 18"/20" - 30# Weight: 24"/30" - 36#	Electronic Remote*	G19A-**-01V	1,872	1,952



ODG15 Series Outdoor Burner Systems

- **ODG15 Series Gas Logs are certified as Outdoor Decorative Gas Appliances for outdoor use only** and include: Uniquely Designed Vent-Free Gas Logs • Stainless steel burner with pre-assembled electronic remote valve • Custom grate • Connector kit • Lava Stones. *Remote Systems include basic Transmitter and Receiver.
- Shipped for use w/ Natural Gas - specify if for Propane Gas by adding a "P" to the model number (e.g. ODG15-24/30-02P).

ODG15 Burner System

 <p>ODG15-24/30-2VT</p>	DESCRIPTION / WT.	CONTROL	MODEL #	24"/30"
	ODG15 Outdoor Burner System	ON/OFF Remote*	ODG15-**-02	\$2,513
		Variable Remote*	ODG15-**-2VT	2,538


G19A & ODG15 Compatible Gas Log Sets

 <p>Foothill Oak</p>	 <p>Foothill Split Oak</p>	DESCRIPTION	FIREPLACE	MODEL #	18"	24"	30"
		Foothill Oak	Single View	FTO-**-33#	\$418	\$471	\$568
		Foothill Split Oak	Single View	FTSO-**-33#	455	516	618
						50#	54#


G8E Series Burner System

- **G8E Series Gas Log Sets are ANSI Certified and include:** Vent Free Gas Logs • Decorative Front Panel • Certified Vent Free Burner with pre-assembled Control Valve and ODS Safety System • Custom Grate • Connector Kit. *Remote Systems include basic Transmitter and Receiver.
- Shipped for use w/ Natural Gas - specify if for Propane Gas by adding a "P" to the model number (e.g. G8E-16/20/24P).

G8E Burners

 <p>G8E Burner</p>	DESCRIPTION / WT.	CONTROL	MODEL #	16"/20"/24"
	G8E Burner (20,000 BTU's) Weight: 12#	Manual	G8E-**-516	\$516
		ON/OFF Remote*	G8E-**-12	894
		Variable Remote*	G8E-**-15	979
	G8E Burner (9,500 BTU's) Weight: 12#	Manual	G8E-**-R	516
ON/OFF Remote*		G8E-**-R-12	894	


G8E Compatible Gas Log Sets

 <p>Valley Oak</p>	DESCRIPTION	FIREPLACE	MODEL #	16"	20"	24"
	Valley Oak	Single View	V08E-**-25#	\$304	\$345	\$384
	Split Valley Oak	Single View	SVO8E-**-27#	326	367	406
					29#	35#
					33#	36#


G9 Series Burner System

- **G9 Series Vent Free Gas Log Sets are ANSI Certified and Include:** Vent Free Gas Logs • Certified Vent Free Burner with pre-assembled Control Valve and ODS Safety System • Custom Grate • Connector Kit • Glowing Embers • Bryte Coals • Lava-Fyre Granules. *Remote Systems include basic Transmitter and Receiver.
- Shipped for use w/ Natural Gas - specify if for Propane Gas by adding a "P" to the model number (e.g. G9-20/24/30P).

G9 Burners

	DESCRIPTION / WT.	CONTROL	MODEL #	20"/24"/30"
	G9 Burner System Weight: 22-23#	Manual	G9-**-	\$720
	ON/OFF Remote*	G9-**-12	1,104	
	Variable Remote*	G9-**-15	1,223	
G9 See-thru Burner System Weight: 36#	ON/OFF Remote*	G9-2-**-12	1,457	


G9 Compatible Gas Log Sets

	DESCRIPTION	FIREPLACE	MODEL #	20"	24"	30"
Split Oak	Golden Oak Designer	Single View	RD9-**-	\$306 32#	\$332 35#	\$417 49#
		See Thru	RD9-2-**-	--	441 50#	--
Split Oak	Single View	S9-**-	330 31#	360 34#	450 48#	
	See Thru	S9-2-**-	--	491 50#	--	
Meadow Oak	Single View	M9-**-	317 56#	343 61#	428 68#	
	See Thru	M9-2-**-	--	457 61#	--	


G10 Series Burner System (Featuring the Vent-Free I-2000 Plus Burner System)

- **G10 Series Vent Free Gas Log Sets are ANSI Certified and Include:** Vent Free Gas Logs • Certified Vent Free Burner with pre-assembled Control Valve and ODS Safety System • Custom Grate • Connector Kit • Glowing Embers • Bryte Coals • Lava-Fyre Granules. *Remote Systems include basic Transmitter and Receiver.
- Shipped for use w/ Natural Gas - specify if for Propane Gas by adding a "P" to the model number (e.g. G10-24/30P).

G10 Burners

	DESCRIPTION / WT.	CONTROL	MODEL #	16"/18"	24"/30"
G10-24/30	G10 Burner System	Manual	G10-**-	\$903	\$1,009
	Weight: 16"/18" - 22-25#	Variable Remote*	G10-**-15	1,386	1,492
	Weight: 24"/30" - 26-30#	Electronic Remote*	G10-**-01V	1,761	1,867
G10-24/30-SS	G10 Burner System (Stainless Steel)	Manual	G10-**-SS	1,570	1,685
	Weight: 16"/18" - 22-25#	Variable Remote*	G10-**-15-SS	2,062	2,175
	Weight: 24"/30" - 26-30#	Electronic Remote*	G10-**-01V-SS	2,463	2,580



G10 Compatible Gas Log Sets

	DESCRIPTION	FIREPLACE	MODEL #	16/18"	24"	30"
Charred Frontier Oak	Single View	CHFR-**-	\$382 35#	\$436 41#	\$542 48#	
Charred Aged Split	Single View	CHAS-**-	419 35#	482 41#	592 48#	
Charred Alpine Birch	Single View	CHAB-**-	490 35#	552 41#	656 48#	
Charred Gnarled Split	Single View	CHGS-**-	506 35#	575 41#	683 48#	
Gnarled Oak	Single View	GNO-**-	473 35#	533 41#	632 48#	


G18 Series Burner System

- **G18 Series Vent Free Gas Logs sets are ANSI certified and include:** Vent Free Gas Logs • Certified Vent Free Burner with pre-assembled Control Valve and ODS Safety System • Custom Grate • Connector Kit • Glowing Embers • Bryte Coals • Lava-Fyre Granules • Wood Chunks. *Remote Systems include basic Transmitter and Receiver.
- Shipped for use w/ Natural Gas - specify if for Propane Gas by adding a "P" to the model number (e.g. G18-24/30P).

G18 Burners

DESCRIPTION / WT.	CONTROL	MODEL #	16"/18"	24"/30"
 G18 Standard Burner	Manual	G18-**-**	\$1,025	\$1,148
	Variable Remote*	G18-**-**-15	1,526	1,650
	Electronic Remote*	G18-**-**-01V	1,862	1,986
 G18 See-thru Burner	Variable Remote*	G18-2-**-15	1,838	1,961


G18 Compatible Gas Log Sets

DESCRIPTION	FIREPLACE	MODEL #	16"/18"	24"	30"
 Evening Fyre Charred	Single View	ECV-**-**	\$457 33#	\$522 38#	\$623 44#
	See-Thru	ECV-2-**-**	580 45#	644 52#	--
Evening Fyre	Single View	EFV-**-**	407 35#	463 41#	561 48#
	See-Thru	EFV-2-**-**	522 50#	589 55#	--
Evening Fyre Split	Single View	ESV-**-**	447 35#	510 41#	605 48#
	See-Thru	ESV-2-**-**	565 50#	632 55#	--


G23 Series Burner System

- **G23 Series Vent Free Spheres Burners are ANSI certified and include:** Fyre Spheres • Certified Vent Free Burner with pre-assembled Control Valve and ODS Safety System • Removable Front Panel • Connector Kit. *Remote Systems include basic Transmitter and Receiver.
- Shipped for use w/ Natural Gas - specify if for Propane Gas by adding a "P" to the model number (e.g. G23-24-12P).

G23 Series Burner

DESCRIPTION / WT.	CONTROL	MODEL #	18"	24"
 G23-24-12	ON/OFF Remote*	G23-**-12	\$1,396	\$1,516
	Electronic Remote*	G23-**-01V	1,875	1,995

Fyre Spheres

DESCRIPTION / WT.	FIREPLACE	MODEL #	18"	24"
 Carrera Marble Fyre Spheres	Single View	US4-**-CM	\$384 16 pcs.	\$528 22 pcs.
	Single View	US4-**-EB	241 16 pcs.	330 22 pcs.
	Single View	US4-**-GS	216 16 pcs.	298 22 pcs.



G21 Series Burner System

- **G21 Series Vent-Free Glass sets are ANSI certified and include:** Stainless Steel Certified Vent-Free Burner with pre-assembled Remote Control Valve and ODS Safety System • Polished Reflective Panel • See-Thru includes Glass Front Panels. *Remote Systems include basic Transmitter and Receiver.
- Shipped for use w/ Natural Gas - specify if for Propane Gas by adding a "P" to the model number (e.g. G21-GL-24-12P).
- Amount of glass required is 7½ lbs for 18", 10 lbs for 24", and 15 lbs for 30" // 10 lbs for 18" See-Thru and 12½ lbs for 24" See-Thru.

G21 Glass Burner with On/Off Remote



DESCRIPTION	TRIM	MODEL #	18"	24"	30"
G21 Glass Burner Weight: 20-30#	Polished Stainless Steel	G21-GL-**-12	\$1,530	\$1,650	\$1,720
G21 See-Thru Glass Burner Weight: 25-35#	Polished Stainless Steel	G21-GL-2-**-12	1,793	1,922	--

Fyre Glass




COLORS	10 lb. Package \$104	40 lb. Bucket \$418
Azuria	GL-10-F	GL-40-F
Black	GL-10-B	GL-40-B
Bronze	GL-10-Z	GL-40-Z
Caribbean Blue	GL-10-N	GL-40-N
Clear	GL-10-C	GL-40-C
Emerald	GL-10-E	GL-40-E
Star Fyre	GL-10-W	GL-40-W

Reflective Fyre Glass



COLORS	10 lb. Package \$115	40 lb. Bucket \$456
Azuria Reflective	GL-10-FR	GL-40-FR
Black Reflective	GL-10-BR	GL-40-BR
Bronze Reflective	GL-10-ZR	GL-40-ZR
Caribbean Blue Reflective	GL-10-NR	GL-40-NR
Copper Reflective	GL-10-QR	GL-40-QR
Emerald Reflective	GL-10-ER	GL-40-ER
Gold Reflective	GL-10-HR	GL-40-HR
Champagne Reflective	GL-10-CR	GL-40-CR

Fyre Gems



COLORS	10 lb. Package \$88	40 lb. Bucket \$346
Black Pearl	GLG-10-J	GLG-40-J
Blue Topaz	GLG-10-T	GLG-40-T
Champagne	GLG-10-D	GLG-40-D
Deep Amber	GLG-10-A	GLG-40-A
Emerald	GLG-10-E	GLG-40-E
Glacier	GLG-10-C	GLG-40-C
Sapphire	GLG-10-S	GLG-40-S
Ruby	GLG-10-RY	GLG-40-RY

Vent Free Valve & Control Body Options

DESCRIPTION	MODEL	PRICE
Valve for G8E Manual - (N.G or L.P.)	SV-18	\$148
Valve for G9, G10 & G18 Manual - (N.G.)	SV-26	120
Valve for G9, G10 & G18 Manual - (L.P.)	SV-27	120
Control Body for G10-15 & G18-15 - (N.G.)	SV-24	385
Control Body for G10-15P & G18-15P - (L.P.)	SV-25	385
Control Body for Remote Style (-12) G8E & G9 - (N.G.)	SV-8	311
Control Body for Remote Style (-12P) G8E & G9 - (L.P.)	SV-8P	311
Control Body for Remote Style (-12) G21 - (N.G.)	SV-43	311
Control Body for Remote Style (-12P) G21 - (L.P.)	SV-43P	311
Control Body for Variable Remote Style (O1V) G10 & G18 - (N.G.)	SV-42	444
Control Body for Variable Remote Style (O1VP) G10 & G18 - (L.P.)	SV-41	444
Control Body for G19A-15 - (N.G.)	SV-51	385
Control Body for G19A-15P - (L.P.)	SV-51P	385
Control Body for G19A-01V - (N.G.)	SV-46	473
Control Body for G19A-01VP - (L.P.)	SV-46P	473

Accessories

DESCRIPTION	MODEL	PRICE
Valley Oak Wood Chips (4) and Pine Cones (3) <i>(vacuum packed, case of 6)</i>	DP-2-6	\$458
4 Designer Pine Cones <i>(assorted sizes, vacuum packed, case of 6)</i>	PC-4-6	338
6 Wood Chips <i>(vacuum packed, case of 6)</i>	WC-6-6	405
6 Charred Wood Chips <i>(vacuum packed, case of 6)</i>	WCH-6-6	444
6 Acorns <i>(vacuum packed, case of 6)</i>	AC-6-6	287
Lava Fyre Coals - Wt. 6#	LFC-6	33
Lava Fyre Granules - Wt. 5#	LF-5	26
Refresh Kit <i>(Incl.: 5# lava granules, Ember Glow, Bryte Coals & 6 Acorns)</i>	VFRK-1	88
Replacement Embers (G9)	EM-9	21
Replacement Embers (G10, G18, & G19A)	EM-10	24

Remote Compatible Options

DESCRIPTION	MODEL	PRICE
Basic ON/OFF Receiver/Transmitter Set	RR-1A	\$124
Deluxe ON/OFF Receiver/Transmitter Set	RR-2A	181
Basic Variable Receiver/Transmitter Set for ("15" Product Only)	VR-1A	150
Deluxe Variable Receiver/Transmitter Set for ("15" Product Only)	VR-2A	206
Wood Chunk Decorative Cover (Vacuum packed)	WCDC-1	54
Pine Cone Decorative Cover (Vacuum packed)	PCDC-1	58
Charred Birch Decorative Cover (Vacuum packed)	WCBC-1	64
Charred Birch Decorative Wood Chunk	WCAB-1	64
ON/OFF Bluetooth Control w/ Golden Oak Cover ("12" Product Only)	RF-BTSR1-G	240
ON/OFF Bluetooth Control w/ White Birch Cover ("12" Product Only)	RF-BTSR1-B	246
Thermostat Control ("12" Product Only)	TS-12	86
Wall Switch, Cover and Wiring ("12" Product Only)	WS-1	72
Wall Timer, Cover and Wiring ("12" Product Only)	WS-2	176
Wall Switch, Cover and Wiring ("15" Product Only)	WS-3	88
Wall Switch ("01V" Product Only)	WS-6	149
Power Supply ("01V" Product Only)	TR-03	138

Oxygen Depletion Sensors

DESCRIPTION	MODEL	PRICE
Natural Gas	ODS-0001	\$71
Propane Gas	ODS-0002	71
Natural Gas with "12" Valve	ODS-0003	138
Propane Gas with "12" Valve	ODS-0004	138
Natural Gas with "01V" Valve	ODS-0005	72
Propane Gas with "01V" Valve	ODS-0006	72

Replacement Logs

Individual Replacement Logs - To Order: Specify Log Style and then Size (i.e. CHFRL-20BR)

G8E Series	LOGS STYLE (Top & Bottom)	No.	8tl	8ty	10tl	11tr	12br	16bf	20bf	24bf
	Valley Oak	VOL8E	\$47	47	49	56	90	103	150	199

G9 Series	LOGS STYLE (Top & Bottom)	No.	8tr-2	8t-2	10ty-2	9ty	10tc	10tr	10ty	11t	11tl	17br	20bf	20br	24bf	24bf-2	30bf
	Golden Oak Designer	RDL9	\$45	46	46	48	48	48	52	--	52	90	136	136	149	149	194
Split Oak	SL9	\$47	49	49	52	52	52	58	52	58	99	143	143	152	152	201	

G10 Series Top Logs	LOGS STYLE (Top)	No.	6tc	7t	8t	9t	9tr	10t	10tl	10tr	11t	11tl	11tr	12tr	12tl	13t	14tr	15tl
	Charred Frontier Oak	CHFRL	\$45	47	--	--	49	52	--	--	--	54	--	65	65	--	79	79
	Charred Aged Split	CHASL	\$48	50	--	54	54	58	--	58	--	59	--	69	69	--	84	84
Charred Alpine Birch	CHABL	--	--	\$61	63	--	--	77	77	66	72	72	--	--	79	--	--	

G10 Series Bottom Logs	LOGS STYLE (Bottom)	No.	15br	16/18bf	19br	20br	21br	24bf	24br	30bf
	Charred Frontier Oak	CHFRL	\$104	136	--	150	--	161	161	200
	Charred Aged Split	CHASL	\$110	143	--	159	--	166	166	203
	Charred Alpine Birch	CHABL	\$159	166	171	--	185	188	--	209

G18 Series Top Logs	LOGS STYLE (Top)	No.	8t	9t	10t	11tr	12t	12tl	12ty	13t	13ty	17ty	-2-11ty	-2-9t	-2-10t	-2-12t
	Evening Fyre Charred	ECVL	--	\$64	65	69	79	79	--	81	81	115	81	66	69	84
	Evening Fyre	EFVL	--	\$63	63	63	68	68	--	75	75	106	69	69	63	72
Evening Fyre Split	ESVL	\$61	63	64	68	75	--	79	--	--	110	79	64	67	80	

G18 Series Bottom Logs	LOGS STYLE (Bottom)	No.	15br	18bf	20br	24bf	24br	30bf	-2-18B1	-2-18B2	-2-24BF
	Evening Fyre Charred	ECVL	\$121	151	162	176	176	239	151	151	176
	Evening Fyre	EFVL	\$110	143	151	163	163	230	143	143	163
Evening Fyre Split	ESVL	\$117	149	159	170	170	232	149	149	170	

G19A Series	LOGS STYLE (Top & Bottom)	No.	7t	8t	9t	10t	10tl	10tr	11t	12t	12tc	13t	13tr	14t	15t	17br	18bf	22br	23br	24bf	30bf
	Foothill Oak	FTOL	--	\$63	65	66	66	--	67	68	--	78	--	--	97	119	175	159	168	183	257
Foothill Split Oak	FTSOL	\$56	63	65	66	--	66	--	70	81	78	78	92	--	119	175	159	--	183	257	

Vent-Free Burner Systems BTU Ratings* (BTU x 1000)

BURNER SYSTEM	16/18"		18"		18/20"		24"		24/30"		30"		16/20/24"		20/24/30"		
	NG	LP	NG	LP	NG	LP	NG	LP	NG	LP	NG	LP	NG	LP	NG	LP	
G8E Series	--	--	--	--	--	--	--	--	--	--	--	--	--	20	20	--	--
G9 Series	--	--	--	--	--	--	--	--	--	--	--	--	--	--	--	36	36
G9 Series (See-Thru)	--	--	--	--	--	--	39	39	--	--	--	--	--	--	--	--	--
G10 Series	35	32	--	--	--	--	--	--	37	37	--	--	--	--	--	--	--
G18 Series	30	30	--	--	--	--	--	--	38	38	--	--	--	--	--	--	--
G18 Series (See-Thru)	39	39	--	--	--	--	40	40	--	--	--	--	--	--	--	--	--
G19A Series	--	--	--	--	34	30	--	--	40	36	--	--	--	--	--	--	--
ODG15 Series	--	--	--	--	--	--	--	--	55	45	--	--	--	--	--	--	--
G21 Series	--	--	30	27	--	--	35	30	--	--	40	35	--	--	--	--	--
G21 Series (See-Thru)	--	--	37	35	--	--	40	40	--	--	--	--	--	--	--	--	--
G23 Series	--	--	28	28	--	--	37	37	--	--	--	--	--	--	--	--	--

*BTU Ratings when burners are on **High Setting** (when applicable).